



# One



Handwriting practice lines consisting of four sets of three horizontal lines (top solid, middle dashed, bottom solid). The first set on the left has a vertical dashed line extending from the top solid line to the bottom solid line.




Two




2



# Three



Handwriting practice lines consisting of four sets of three horizontal lines (top, middle dashed, bottom) for writing practice.




# Four




4




Five






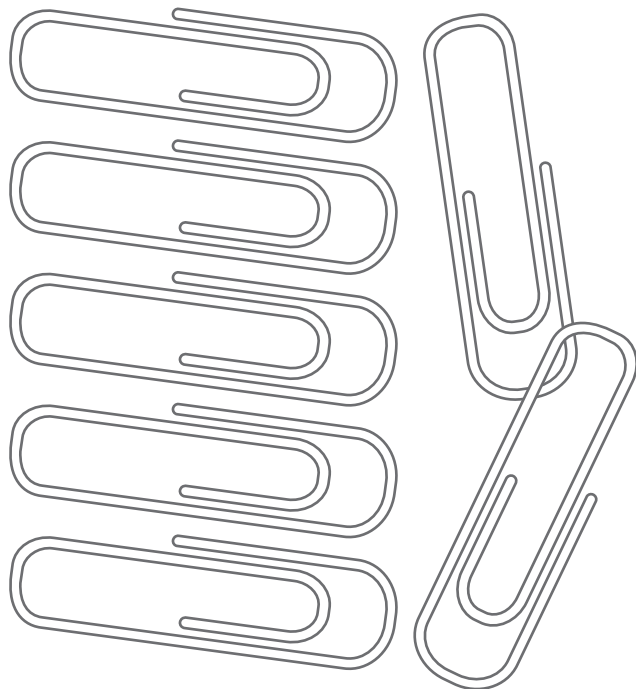
**Six**




6




# Seven




Handwriting practice lines consisting of four sets of three horizontal lines (top solid, middle dashed, bottom solid). The first set begins with a dashed number 7 for tracing.




# Eight








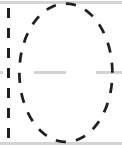

# Nine




Handwriting practice lines for the letter Q. The first row shows a dashed outline of the letter Q on a set of three horizontal lines (top, middle dashed, bottom). Below this are four more rows of identical three-line guides for tracing practice.

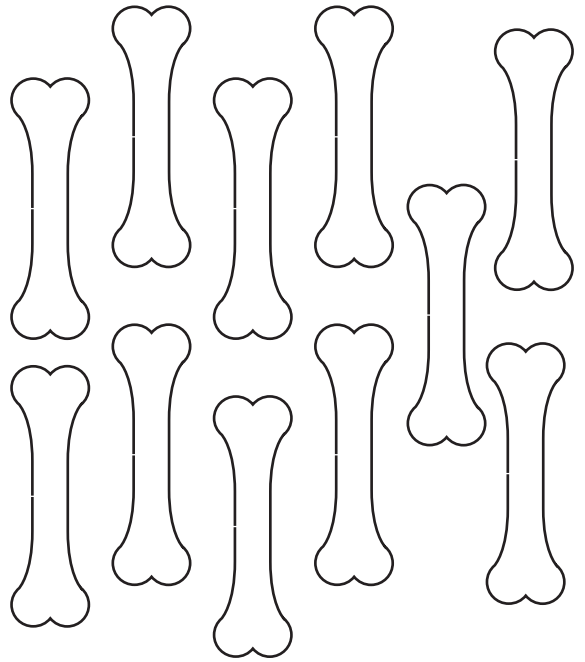


# Ten






# Eleven



Handwriting practice lines consisting of four sets of three horizontal lines (top solid, middle dashed, bottom solid). The first set includes two vertical dashed lines on the left side, forming a guide for letter placement.



# Twelve



12

-----

-----

-----

-----

-----


-----

-----


-----




# Thirteen




13



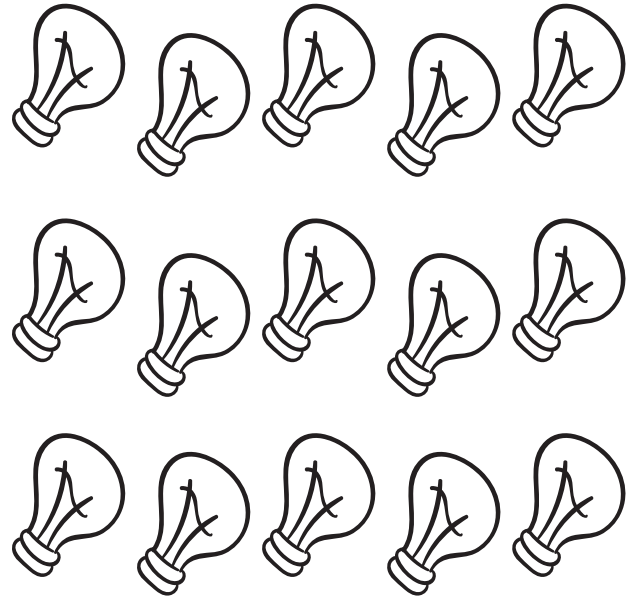
# Fourteen



14




# Fifteen




15

Handwriting practice lines consisting of three rows of solid top and bottom lines with a dashed middle line for tracing.




A collection of 16 identical black and white line drawings of crayons, arranged in three rows: five in the top row, five in the middle row, and six in the bottom row. Each crayon is oriented diagonally, pointing towards the top-left corner. The drawings are simple, showing the outline of the crayon with some internal lines suggesting texture or segments.







# Seventeen



Handwriting practice lines consisting of four sets of three horizontal lines (top solid, middle dashed, bottom solid). The first set begins with a dashed number 7 for tracing.




# Eighteen

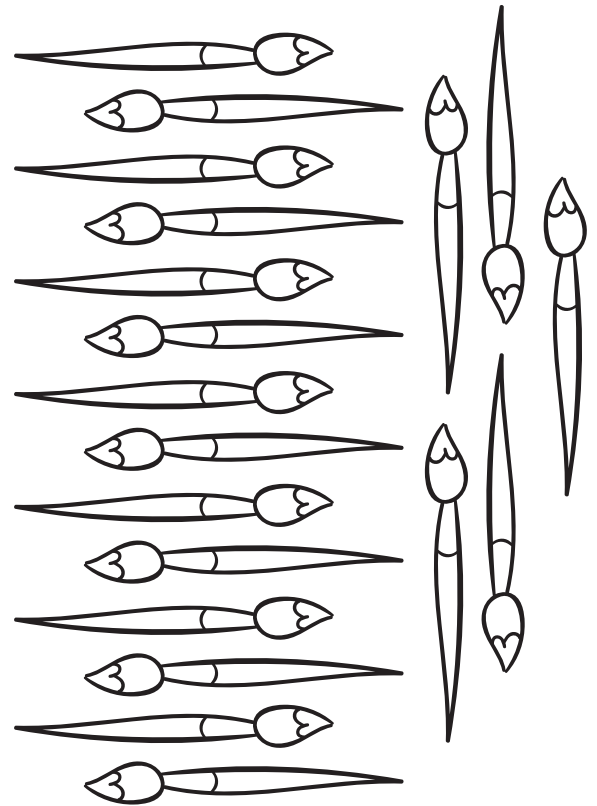


18

Handwriting practice lines consisting of solid top and bottom lines with a dashed middle line. The first line contains the number 18, and the following four lines are blank for practice.



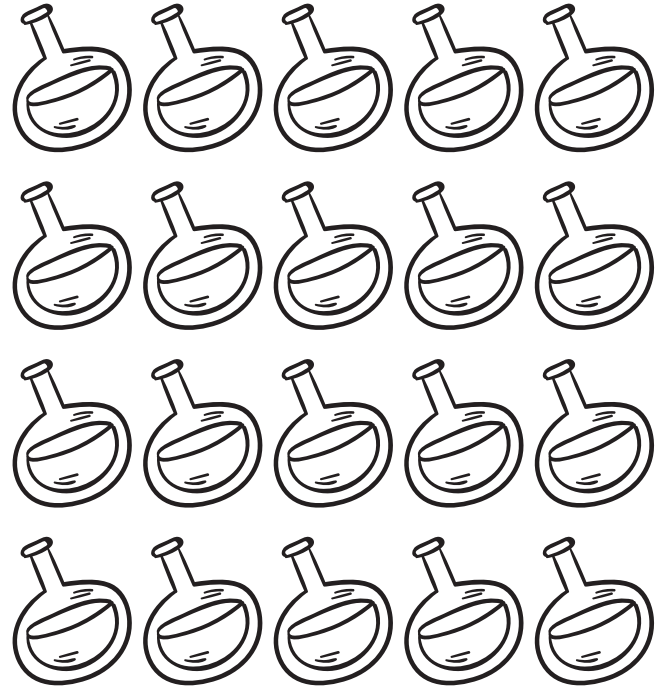
# Nineteen



Handwriting practice lines for the number 19. The first row shows a dashed '19' for tracing, followed by four rows of blank lines for independent practice. Each row consists of a solid top line, a dashed middle line, and a solid bottom line.



# Twenty



20